

Drawing Comics

Introduction to Comics, 22.11.2019

Learning Objectives & Schedule

Objective: Draw a comic using at least 3 common features of a comic

1. Recap on common features
2. Guided step-by-step Individual Activity
3. Group activity



*“It’s this new app—you put in your Social Security number,
and it makes you look like a cat.”*



Image

Message

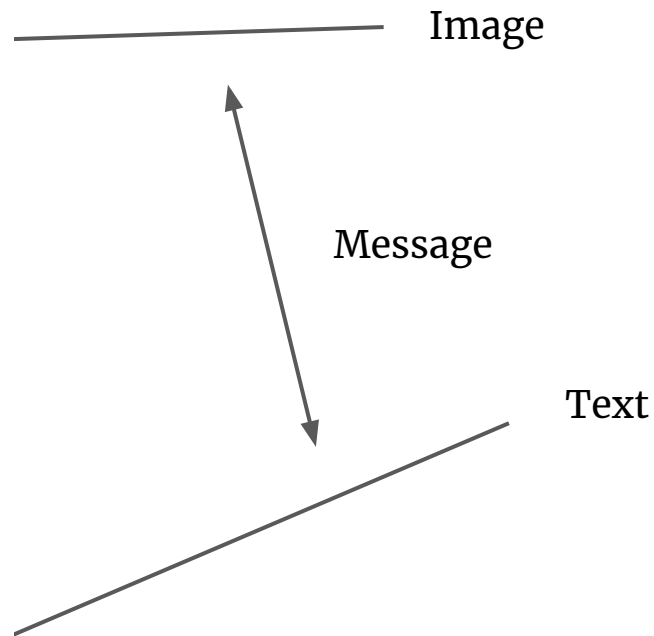
Text

“It’s this new app—you put in your Social Security number, and it makes you look like a cat.”

Jason Adam
Katzenstein
New Yorker
Cartoonist



"That'll make you a headline for a day or two, but this one will keep you in the news cycle for a week."



Jeremy Nguyen
New Yorker
Cartoonist



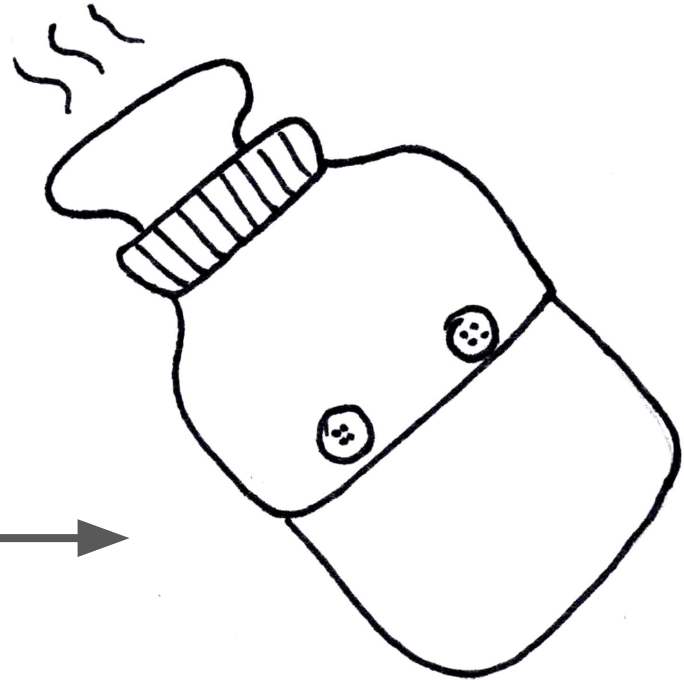
Image +
Text +
Message

Dana Jeri Maier
New Yorker
Cartoonist

Drawing Activity (3 minutes)

Draw an object/something that is special to you eg. a cup of tea, a particular mug a piece of clothing, jewellery, a plant, anything!

Mine is a hot water bottle



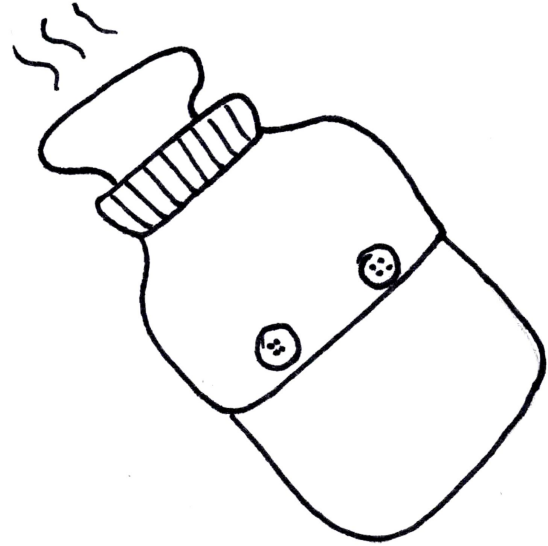
Writing Activity (3 minutes)

Write a sentence to go with the object that starts with:

'That feeling when...'

Or

'The feeling of...'



THAT FEELING WHEN I GET
INTO BED WITH A HOT
WATER BOTTLE

So we drew a comic with those 3
common features, which are...

Could you do it again?

Draw your own topic?

Eg.

Topic/Message: Women are powerful

Image: Michelle Obama

Text: “The difference between a broken community and a thriving one is the presence of women who are valued.”

For more inspiration
Search for
‘New Yorker Cartoons’
or **The Nib** on google